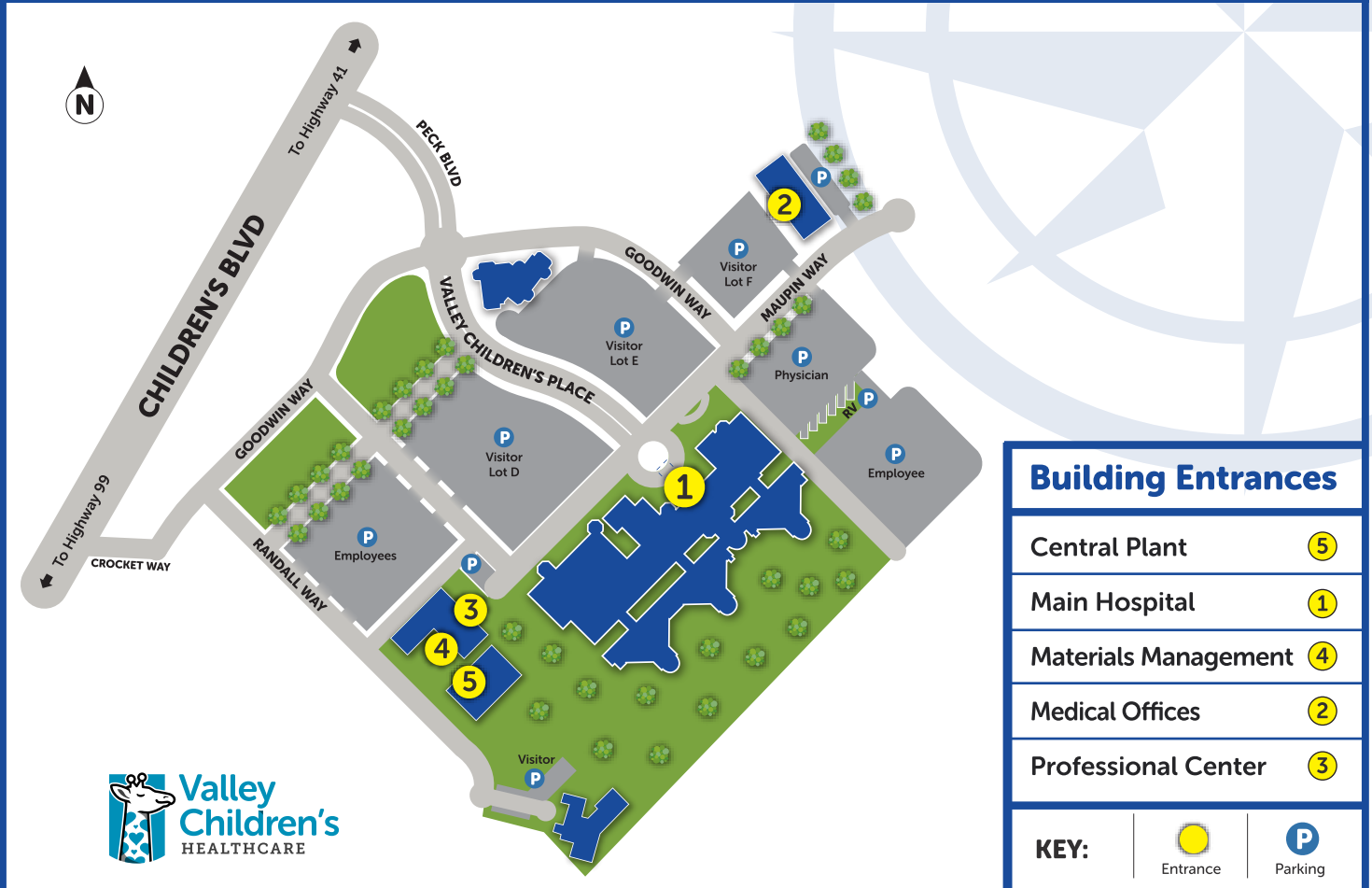


# Vendor Guide

## Campus Map Valley Children's Healthcare



## Main Hospital Navigation Guide

**STEP 1**

Take the **ELEVATOR:** (if needed)



**Sky**  
Zone



**Earth**  
Zone



**Water**  
Zone



**Land**  
Zone

**STEP 2**

Go to the:

**Ground  
Floor**

**1<sup>st</sup>  
Floor**

**2<sup>nd</sup>  
Floor**

**STEP 3**

Follow directional signs to the **ZONE:**



**Sky**  
Zone



**Earth**  
Zone



**Water**  
Zone



**Land**  
Zone

**STEP 4**

Use the maps on the back to find **your destination:**

### **Ground Floor**

- A** Biomedical Engineering
- B** Environmental Services (EVS)
- C** Morgue
- D** Rehab Conference
- E** Security/ Lost & Found
- F** Sterile Processing

### **1st Floor**

- G** ED Administration
- H** Infection Control

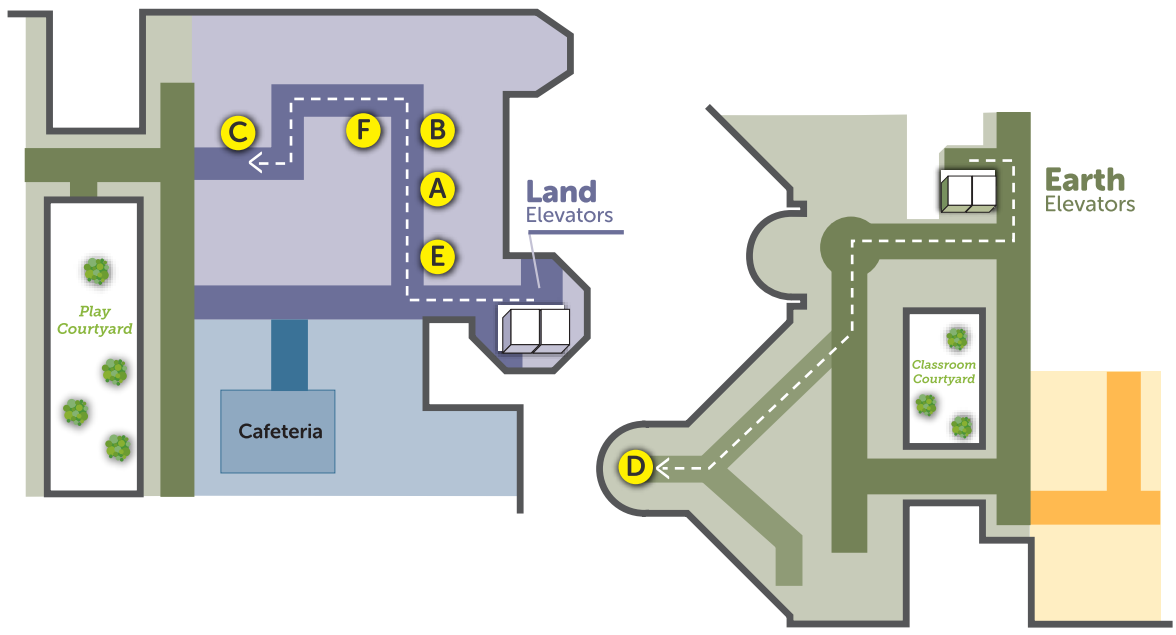
### **2nd Floor**

- I** Specialty Medical Group
- J** Surgery Conference

# Ground Floor Maps

## Destinations

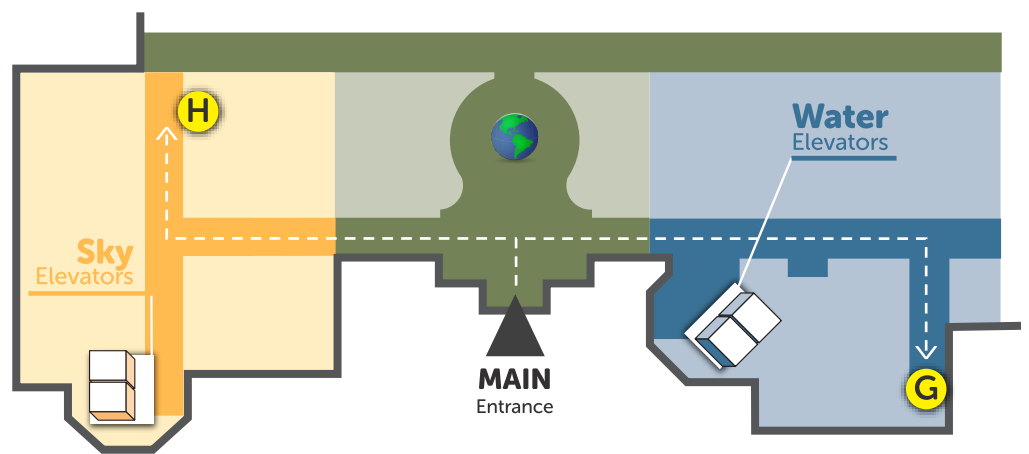
- A** Biomedical Engineering
- B** Environmental Services (EVS)
- C** Morgue
- D** Rehab Conference
- E** Security/ Lost & Found
- F** Sterile Processing



# 1st Floor Map

## Destination

- G** ED Administration
- H** Infection Control



# 2nd Floor Map

## Destinations

- I** Specialty Medical Group
- J** Surgery Conference

